

GRABEX

WINDOWS | DOORS | BESPOKE GLAZING

MANUFACTURER & INSTALLER ■ LONDON & SURROUNDING COUNTIES



4700 SLIDING DOORS

MODERN LUXURY, ULTIMATE PERFORMANCE



The 4700 Sliding Door is a modern, secure and energy efficient patio doors system that combines sturdiness with slim lines to deliver on sliding doors with great range of design options to suit your space.







4700 will easily add a touch of contemporary luxury and many functional benefits to your home, thanks to a central minimalistic interlocking section of only 47 mm, and large glazed areas, whilst stainless steel rails allow for reliable and ultra-smooth sliding action regardless of size.

This sliding system comes with excellent security, energy and weather performance. Upgrade to PAS24 specification available, as the system is PAS24 tested.

With a number of design and configurations options this sliding system is easily a top-of-the-range option, for residential and commercial projects - equally for retro-fit or new build projects.

WINDOWS ■ DOORS ■ SLIDING SYSTEMS ■ BI-FOLDS ■ ROOFS

TECHNICAL PERFORMANCE

Thermal Transmission		$U_w \geq 1,1$ (W/m ² K)
Max. acoustic insulation		Rw up to 40 dB
Air permeability (EN 12207)		Class 3
Water tightness (EN 12208)		Class 7A
Wind resistance (EN 12210)		Class C5
Security Test	 PAS24 <input checked="" type="checkbox"/>	Passed

Reference test: 1,80 x 2,20 m. 2 sashes

SECURITY ELEMENTS AVAILABLE



- anti-lift block
- interlock security reinforcement
- security hardware

With excellent U_w values and PAS24 certification, 4700 is perfectly suited for the UK market! Speak to our team should you wish to upgrade 4700 sliding doors to PAS24 security specification.

Frame Sections:

120

Three-rail: 185 mm

Sash Sections:

50 mm

Polyamide Strip Length:

Polyamide 6.6 reinforced with 25% fibreglass:
20 & 25 mm

Profile thickness:

Balcony 1.5 mm

Max Glazing Thickness:

34 mm

Maximum Sash Dimensions:

Width (W) 2500 mm, Height (H) 1.300 mm

Maximum Sash Weight:

280 kg

Extrusion Alloy:

6063 T-5

Opening Possibilities:

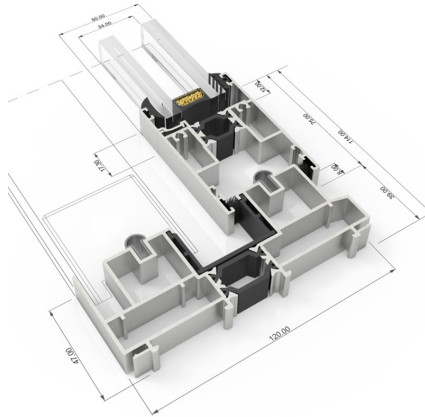

Sliding,

1 rail (sash + fixed light),

2 and 3 rails,

Pocket Door

Consult weight and maximum dimensions according to type



020 8685 9651



Get Inspired: [@GrabexWindows](#)



GRABEX

WINDOWS | DOORS | BESPOKE GLAZING

**ORPINGTON SHOWROOM
HEAD OFFICE & FACTORY**

Grabex Business Centre,
Murray Road, Orpington, BR5 3QY
7am - 5pm weekdays
9am - 2pm Saturdays

Jan_2022

GRABEX.CO.UK ■ INFO@GRABEX.CO.UK ■ 020 8685 9651